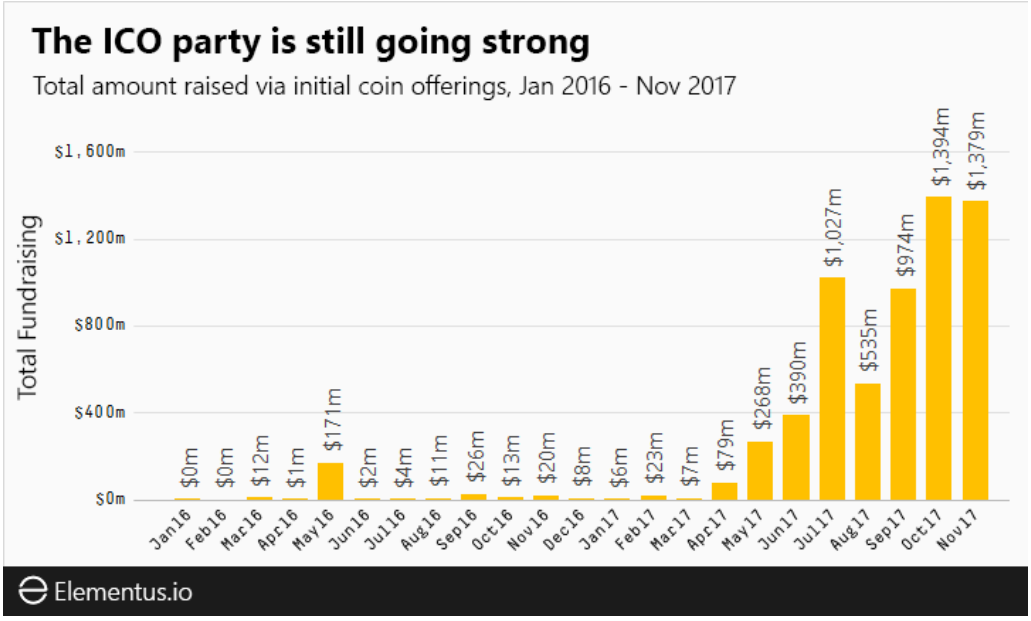
The ICO party is still going strong
Total amount raised via initial coin offerings, Jan 2016 - Nov 2017
Total Fundraising
$1,600m
$1,200m
$800m
$400m
$0m
$0m
$0m
$12m
$1m
$171m
$2m
$4m
$11m
$26m
$13m
$20m
$8m
$6m
$23m
$7m
$79m
$268m
$390m
$1,027m
$535m
$974m
$1,394m
$1,379m
Jan16
Feb16
Mar16
Apr16
May16
Jun16
Jul16
Aug16
Sep16
Oct16
Nov16
Dec16
Jan17
Feb17
Mar17
Apr17
May17
Jun17
Jul17
Aug17
Sep17
Oct17
Nov17
Elementus.io

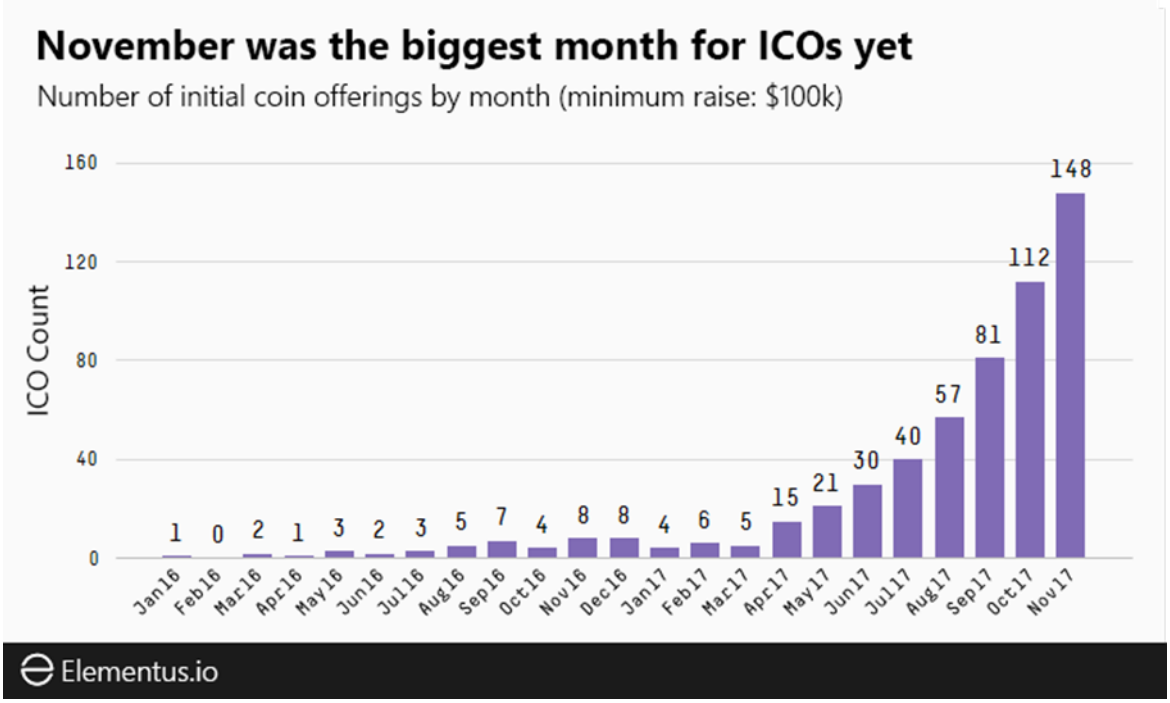
November was the biggest month for ICOs yet
Number of initial coin offerings by month (minimum raise: $100k)
ICO Count
160
120
80
40
0
1
0
2
1
3
2
3
5
7
4
8
8
4
6
5
15
21
30
40
57
81
112
148
Jan16
Feb16
Mar16
Apr16
May16
Jun16
Jul16
Aug16
Sep16
Oct16
Nov16
Dec16
Jan17
Feb17
Mar17
Apr17
May17
Jun17
Jul17
Aug17
Sep17
Oct17
Nov17
Elementus.io

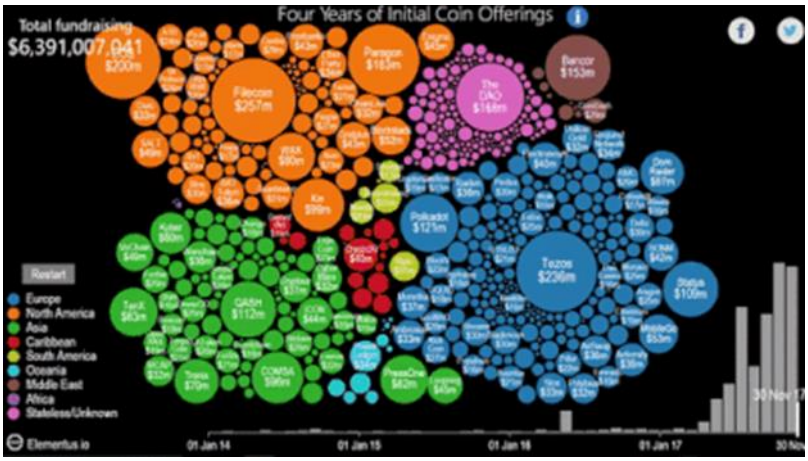
Four Years of Initial Coin Offerings
Total fundraising
$6,391,007,041
Filecoin
$257m
Tezos
$236m
Polkadot
$125m
Bancor
$153m
Paragon
$183m
Restart
Europe
North America
Asia
Caribbean
South America
Oceania
Middle East
Africa
Stateless/Unknown
Elementus.io
01 Jan 14
01 Jan 15
01 Jan 16
01 Jan 17
30 Nov 17